



# doppio

c o f f e e   w a r e h o u s e


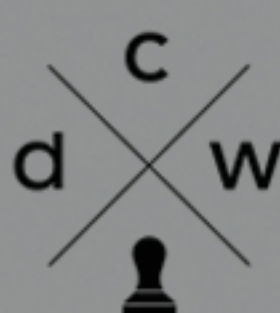

s h o w r o o m | e s p r e s s o   b a r | w o r k s h o p



## coffee machines



machines on display | service and repair | maintenance contracts  
spare parts | sale, finance and rental | second hand coffee machines

 EST. 2010	FROM COFFEE BEANS TO COFFEE MACHINES		<a href="http://www.doppiocoffee.co.uk">www.doppiocoffee.co.uk</a>	
	177 Kentish Town Road, NW1 8PD	- 020 7267 5993		
	90 Hanbury Street, E1 5JL	- 020 7247 7838		
	336 Battersea Park Rd, SW11 3BY	- 020 7924 3939		
	156 Uxbridge Road, W13 8SB	- 020 8840 5153		





### **ECM Barista**

High-quality copper boiler.  
Only fresh water is used for coffee preparation thanks to the thermosyphon system.  
Coffee, milk froth and hot water can be dispensed simultaneously.  
Boiler: 2 lt.  
Power: 1,400W.  
Dimensions (cm): W34, D45, H40.

PRICE  
£ 1,200 + VAT



### **ECM Mechanika Profi IV**

User-friendly: detachable cup warmer tray.  
Professional rotary valve technology.  
Large water tank (3 lt).  
Automatic water uptake of the boiler.  
Control lamp for the indication of water storage.  
Automatic water shortage switch-off function.  
Stainless steel steam and hot wands.  
Copper tubing with brass fittings and tubes.  
Steel-plated heating of stainless steel.  
Boiler: 2 lt.  
Power: 1,400W.  
Dimensions (cm): W30, D45, H40.

PRICE  
£ 1,400 + VAT



### **ECM Artista A2**

Programmable dosing of 4 coffee buttons.  
Automatic brew group cleaning program.  
Designed to fit tall cups.  
Quick-opening steam and hot water rotary valves.  
Boiler and pump pressure gauges.  
Internal rotary pump adjustable from the outside.  
Boiler: 9 lt.  
Power: 3,000W.  
Dimensions (cm): W65, D51, H48.

PRICE  
£ 2,875 + VAT  
**FINANCE AVAILABLE**



### **ECM Barista A2**

Programmable dosing of 4 coffee buttons.  
ECM brew groups with stainless steel bells.  
Automatic brew group cleaning program.  
Programmable pre-infusion capability.  
Cold water mixing valve for brewing tea.  
Water level indicator.  
Dual pump -and boiler- gauges.  
Boiler: 14 lt.  
Power: 4,000W.  
Dimensions (cm): W74, D54, H58.

PRICE  
£ 3,650 + VAT  
**FINANCE AVAILABLE**





## **ECM Controvento Due**

Multi-boiler coffee machine.  
Brewing time display.  
PID-control on the steam and hot water boiler.  
Optimization of the water temperature for tea.  
Use of tall cups up to a height of 10.5 cm.  
Internal rotary pump adjustable from the outside.  
2 coffee boilers of 0.75 lt and 1 boiler of 9 lt.  
Power: 5,400W.  
Dimensions (cm): W83, D65, H47.

PRICE  
£ 5,250 + VAT  
**FINANCE AVAILABLE**



## **CIME CO-03 - 1GR**

Boiler with heat exchange.  
Electronic infusion.  
Automatic group cleaning.  
1 stainless steel steam jet wand.  
Boiler: 3 lt.  
Power: 1,800W.  
Dimensions (cm): W41, D43, H55.

PRICE  
£ 1,350 + VAT



## **CIME CO-02 - 2GR - MANUAL / PLUMBING**

Volumetric pump.  
Stainless steel steam wand.  
Stainless steel hot water wand.  
Radiated circulation.  
3 lt boiler or 5.2 lt water pull-out tank.  
Power: 2,000W.  
Dimensions (cm): W41, D43, H55.

PRICE  
£ 1,600 + VAT



## **CIME CO-03 / COMPACT**

Boiler with heat exchange.  
Electronic infusion.  
Automatic group cleaning.  
Adjustable hot water and coffee doses.  
2 stainless steel steam jet wands (1 in compact).  
Emergency push button groups supply.  
Boiler: 12 lt. (6lt. in compact).  
Power: 4,000W (2,500W in compact).  
Dimensions (cm) normal size: W67, D54, H54  
Dimensions (cm) compact size: W55, D54, H54

PRICE (Normal)  
£ 2,000 + VAT  
**FINANCE AVAILABLE**  
  
PRICE (Compact)  
£ 1,800 + VAT  
**FINANCE AVAILABLE**



## CIME CO-10



Boiler with heat exchange.  
Electronic infusion.  
Automatic group cleaning.  
Dose regulations of hot water and coffee.  
Signal light detecting lack of water in the boiler.  
Emptying tap of water in the boiler.  
2 stainless steel steam jet nozzle.  
Emergency push button groups supply.  
Boiler: 12 lt.  
Power: 4,000W.  
Dimensions (cm): W67, D54, H54.

PRICE  
£ 2,200 + VAT  
**FINANCE AVAILABLE**

## CIME CO-05 - E61 GROUP



Heating circulation.  
Electronic infusion.  
Automatic group cleaning.  
Adjustable hot water and coffee doses.  
2 stainless steel steam jet wands.  
Emergency push button groups supply.  
E61 group.  
Boiler: 12 lt.  
Power: 4,000W.  
Dimensions (cm): W74, D54, H50.

PRICE  
£ 2,500 + VAT  
**FINANCE AVAILABLE**

## CIME CO-05 - E61 GROUP - TOTAL BLACK



Heating circulation.  
Electronic infusion.  
Automatic group cleaning.  
Adjustable hot water and coffee doses.  
2 stainless steel steam jet wands.  
Painted all in black colour.  
Emergency push button groups supply.  
E61 group.  
Boiler: 12 lt.  
Power: 4,000W.  
Dimensions (cm): W74, D54, H50.

PRICE  
£ 2,750 + VAT  
**FINANCE AVAILABLE**

### After sale benefits:

	We offer	Coffee Beans Customers	NO Coffee Beans Customers
1st year	FREE spare parts	✓	✓
	Call out FREE of charge	✓	-
After 1st year	Discount on spare parts & softener *	✓	-
	Call out FREE of charge *	✓	-

\*Annual maintenance contracts are available